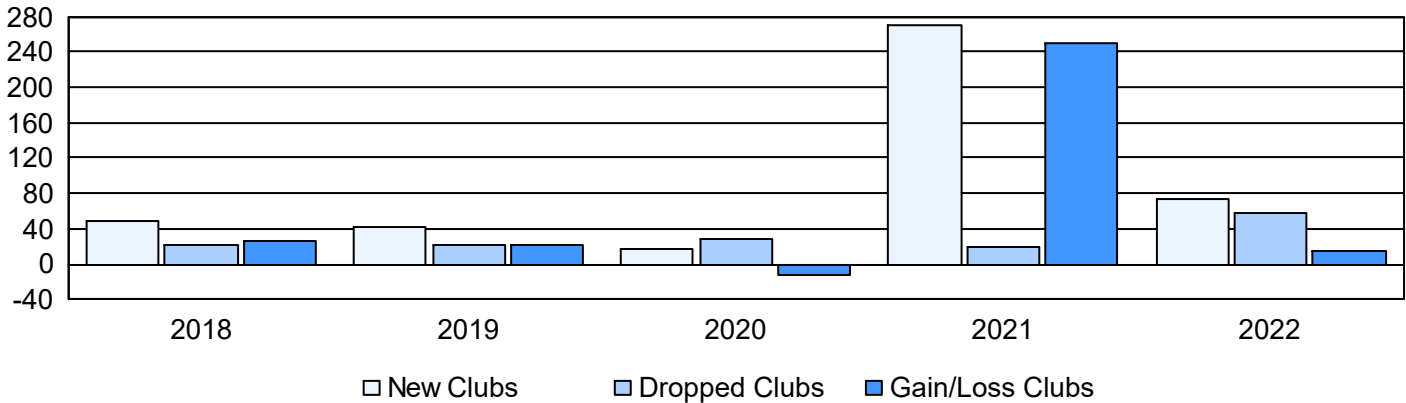
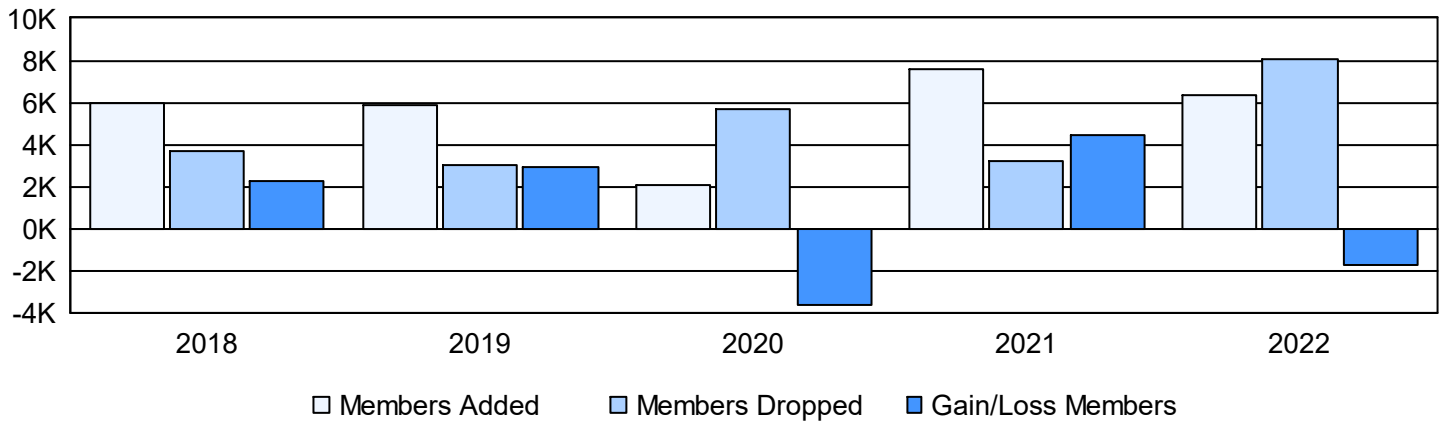


Year	New Clubs	Dropped Clubs	Gain/ Loss Clubs	New Members	Charter Members	Reinstate Members	Transfer Members	Total Member Added	Total Members Dropped	Gain/ Loss Members
2017-2018	48	22	26	4,278	1,504	178	36	5,996	3,711	2,285
2018-2019	43	21	22	4,208	1,460	206	34	5,908	3,035	2,873
2019-2020	16	28	-12	862	460	681	47	2,050	5,709	-3,659
2020-2021	271	20	251	2,274	5,199	89	27	7,589	3,175	4,414
2021-2022	73	58	15	3,584	2,183	249	309	6,325	8,078	-1,753
Average	90	30	60	3,041	2,161	281	91	5,574	4,742	832

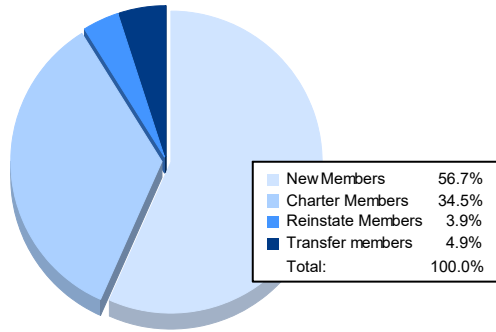
Clubs



Members



Membership Composition June 2022 Cumulative



Gender Composition June 2022 Cumulative

